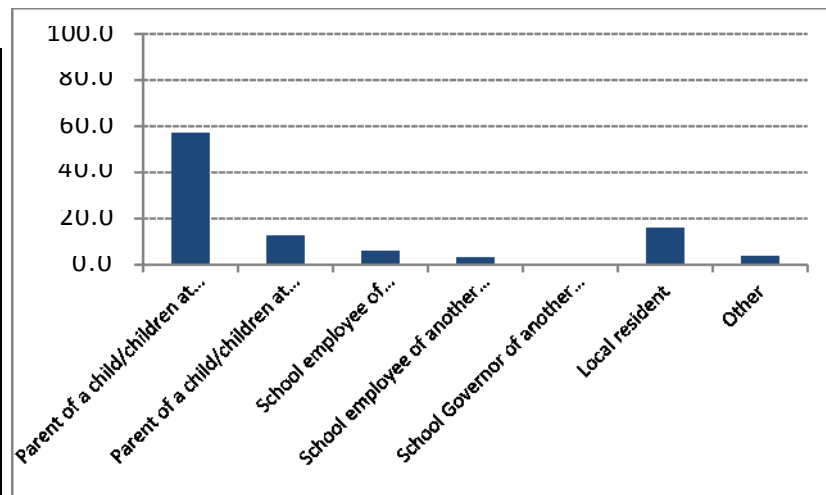


## Appendix F

Streetfield Final  
Results Based on 220  
responses

Q1 - Are you a:

	Frequency	Percent	Valid Percent
Valid			
Parent of a child/children at Streetfield Middle School	126	57.3	57.5
Parent of a child/children at another school in the area	28	12.7	12.8
School employee of Streetfield Middle School	14	6.4	6.4
School employee of another school in the area	7	3.2	3.2
School Governor of another school in the area	1	.5	.5
Local resident	35	15.9	16.0
Other	8	3.6	3.7
Total	219	99.5	100.0
Missing	1	.5	
Total	220	100.0	



**Q1.a - Please specify**

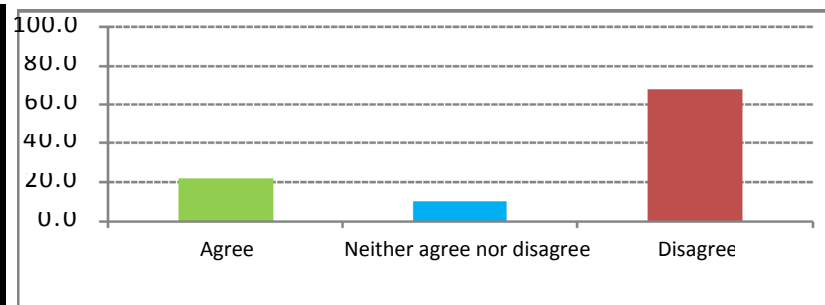
	Frequency
Valid	
Acting Headteacher	1
Former Streetfield teacher.	1
grandmother	1
Grandparent	1
Headteacher	1
Nana	1
Older sister of a pupil	1
residents	1
School employee and governor of school in central beds	1
Teacher	1
Total	10
Missing	210
Total	220

**Q2 - If you are the parent of a child/children currently at another school, or the employee or governor of another school, please tell us which school.**

	Frequency
Valid	
Ardley Hill Academy	1
Ashton	3
Barnfield Vale	1
Beecroft	1
beecroft acadamy	1
Dunstable Ickniel Lower	1
Hadrian	1
Kensworth	2
Kensworth Lower	1
lark rise	1
Manshead	3
Manshead School	1
not disclosed	1
Priory	2
priory academy	1
Priory Academy	1
St Augustines	1
St Augustines Academy	1
st Christophers Academy	1
St Mary's Caddington	1
St Marys	1
Watling Lower School	1
Total	28
Missing	192
Total	220

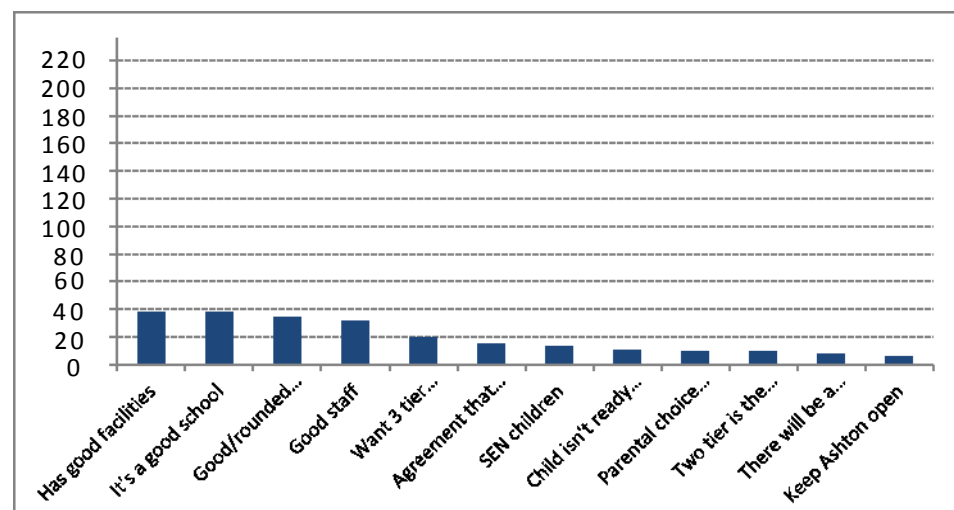
**Q3 - Do you agree or disagree with the proposal to close Streetfield Middle School**

		Frequency	Percent	Valid Percent
Valid	Agree	48	21.8	21.9
	Neither agree nor disagree	23	10.5	10.5
	Disagree	148	67.3	67.6
	Total	219	99.5	100.0
Missing		1	.5	
Total		220	100.0	



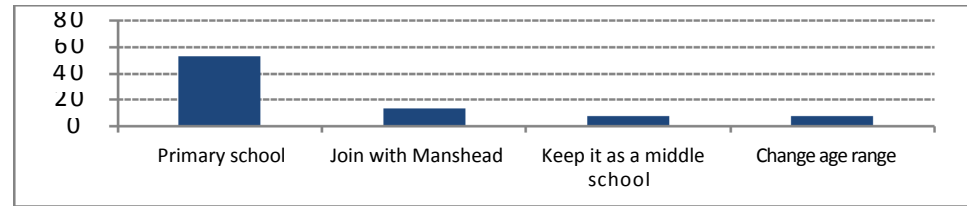
**Q4 - Please give your reasons why you agree or disagree with the proposal to close Streetfield Middle School.**

Topic		Frequenc
Valid	Has good facilities	38
	It's a good school	38
	Good/rounded education	35
	Good staff	32
	Want 3 tier system	20
	Agreement that school isnt viable	15
	SEN children	13
	Child isn't ready for secondary scool	11
	Parental choice is being taken away	10
	Two tier is the way forward	10
	There will be a need for more school places	8
	Keep Ashton open	6



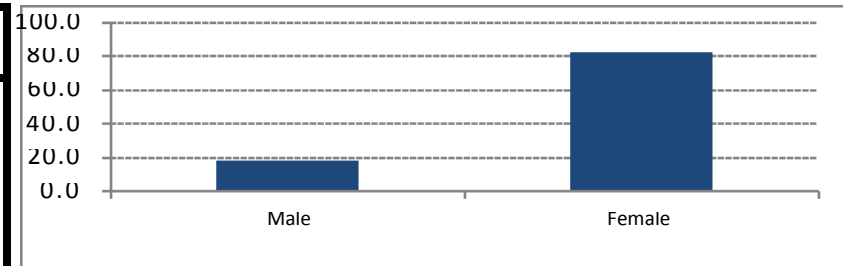
**Q5 - Please use the space below to suggest any alternatives to closing the school or make any other comments you would like to make about this proposal.**

Topic		Frequenc
Valid	Primary school	53
	Join with Manshead	13
	Keep it as a middle school	7
	Change age range	7



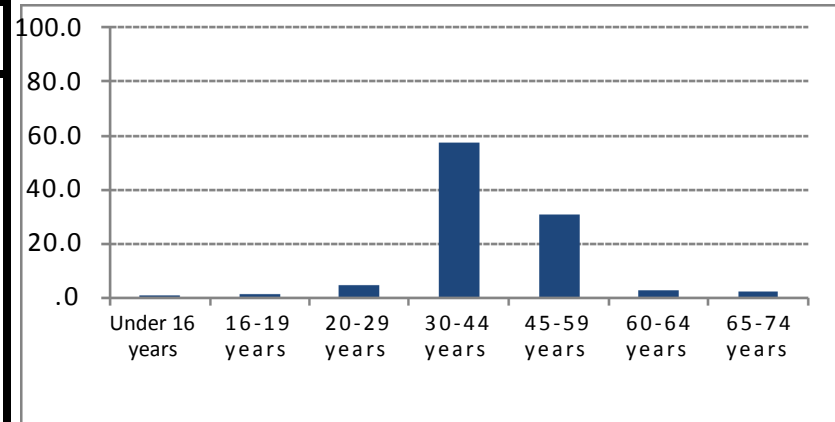
**Q6 - Are you**

		Frequency	Percent	Valid Percent
Valid	Male	38	17.3	17.8
	Female	175	79.5	82.2
	Total	213	96.8	100.0
Missing		7	3.2	
Total		220	100.0	



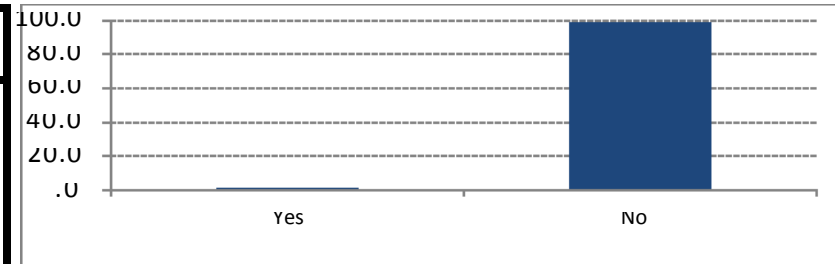
**Q7 - What is your age?**

		Frequency	Percent	Valid Percent
Valid	Under 16 years	2	.9	.9
	16-19 years	3	1.4	1.4
	20-29 years	10	4.5	4.6
	30-44 years	125	56.8	57.3
	45-59 years	67	30.5	30.7
	60-64 years	6	2.7	2.8
	65-74 years	5	2.3	2.3
	Total	218	99.1	100.0
Missing		2	.9	
Total		220	100.0	



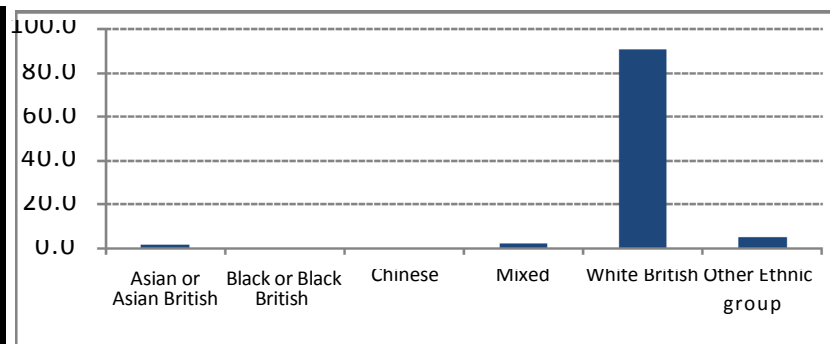
**Q8 - Do you consider yourself to be disabled?**

		Frequency	Percent	Valid Percent
Valid	Yes	2	.9	1.0
	No	206	93.6	99.0
	Total	208	94.5	100.0
Missing		12	5.5	
Total		220	100.0	



**Q9 - To which of these groups do you consider you belong?**

	Frequency	Percent	Valid Percent
Valid			
Asian or Asian British	3	1.4	1.4
Black or Black British	1	.5	.5
Chinese	1	.5	.5
Mixed	4	1.8	1.9
White British	194	88.2	90.7
Other Ethnic group	11	5.0	5.1
Total	214	97.3	100.0
Missing	6	2.7	
Total	220	100.0	



**If other, please specify**

	Frequenc
Black african	1
Filipino	1
Irish	1
Not disclosed	1
Not specified	1
Polish	2
white african	1
white irish	1